















































GENERAL

- Track Scales 
- Turntable 
- Roundhouse 
- Engine House 
- Water Tank 
- Water Column 
- Section House 
- Coaling Station 
- Passenger Station 
- Freight " 
- Pass. and Frt. " 
- Passenger Shelter 
- Telegraph Office in Station 
- " " Tower 
- Stor. Tank. D=Diesel Oil, or G Gasoline, or D G Both. 
- Road Crossing at Grade 
- " " under " 
- " " over " 
- Private Road Crossing 
- Farm Crossing 
- Yard Limit Sign 
- Section Foreman's Limits 
- Motor Car 
- Alinement 
- Milepost- Actual Location 
- " Theoretical " Dotted 
- Longitudinal drains 






SIGNALS

-  AUTOMATIC
-  DWARFS
-  INTERLOCKING
-  SEMAPHORES
-  AUTOMATIC APPROACH
-  INTERLOCKING
-  DWARFS
-  COLOR LIGHT
-  Train Order
-  Station Signals
-  Ball Signal
-  Flag Stop Signal
-  Grade Signal




BALLAST

-  Crushed Rock
-  Washed Gravel
-  Gravel
-  Local Gravel & Sand
-  Sand
-  Cinders

TRACK OILERS

-  Meco Automatic Flange Oiler
-  Racor " " "
-  Ardeo " " "
-  Moore & Steele " " "
-  Sesmo " " "

RAIL

- Regular - Below 100* 
- " 100* and over 
- Medium Manganese 

TIE PLATES

- Partly Tie Plated 
- Fully " " 
- Plates Lagged to Ties 

JOINTS

- 4 Hole Angle Bars 4 AB
- 4 Hole Continuous 4C
- 4 Hole Weber 4W
- 4 Hole Head Free-Toeless 4HFT
- 4 Hole Neafie 4N
- 4 Hole & 6 Hole Toeless 4T 6T

WELDING

- Strip 
- Modified 
- Butt 

- SCALES -

- Hor.-linch = 4000 ft.- for Tracks
- Profile-Alinement-etc.
- Vert.-linch = 120 ft.-for Profile only.
- Numbers on Grade Line show the percent of rise or fall.

ISSUE OF JAN. 1959